

Growing Up
in Australia

The Longitudinal Study
of Australian Children

Hello!

2010
from Growing Up in Australia!

Thank you for continuing to be a part of this very special study
of children across Australia.

We're on TV!



Growing Up in Australia and film-makers for ABC TV have been following 11 children and their families since they were babies.

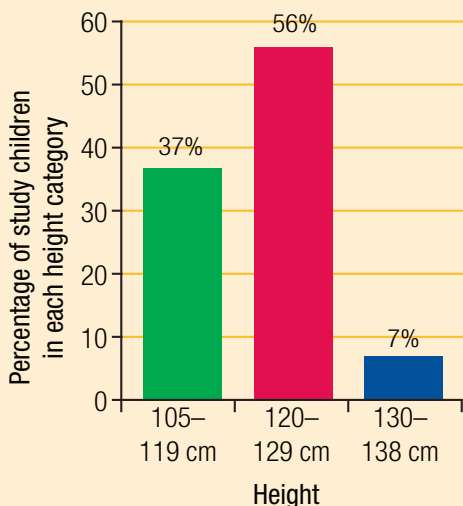
In the TV show *Life at 5*, these children and families will do the same activities and answer the same questions as you and your parents did when you were 4–5 years old.

Watch their stories in *Life at 5*, which will be shown on ABC TV in 2011.

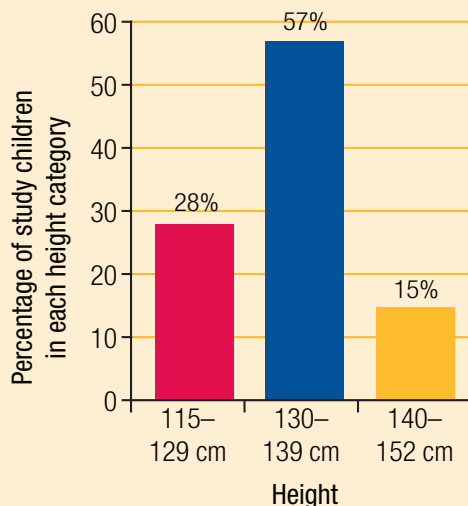
How tall are you?

Growing Up in Australia is always discovering new and interesting information about you, such as how much you have grown ...

How tall study children were when they were 6–7 years old



How tall study children were when they were 8–9 years old



Over half of you were **120cm tall** when you were **6–7 years old**.

Over half of you were **130cm tall** when you were **8–9 years old**.

Languages

Most of you speak English at home, but some kids speak other languages as well. The top seven other languages spoken by kids in *Growing Up in Australia* are:

1. Cantonese
2. Arabic
3. Mandarin
4. Vietnamese
5. Greek
6. Italian
7. Spanish

Did you know?

For every **5** kids in the study, **2** live in the country (like on a farm or in a small town) and **3** live in the city (like Melbourne or Sydney) or a big town (like Wollongong).

Sudoku

Every row, column and mini-grid must contain the numbers 1 through 6

		2	4		
4					2
	2			3	
	4			6	
1					6
		3	5		

Don't guess—use logic!

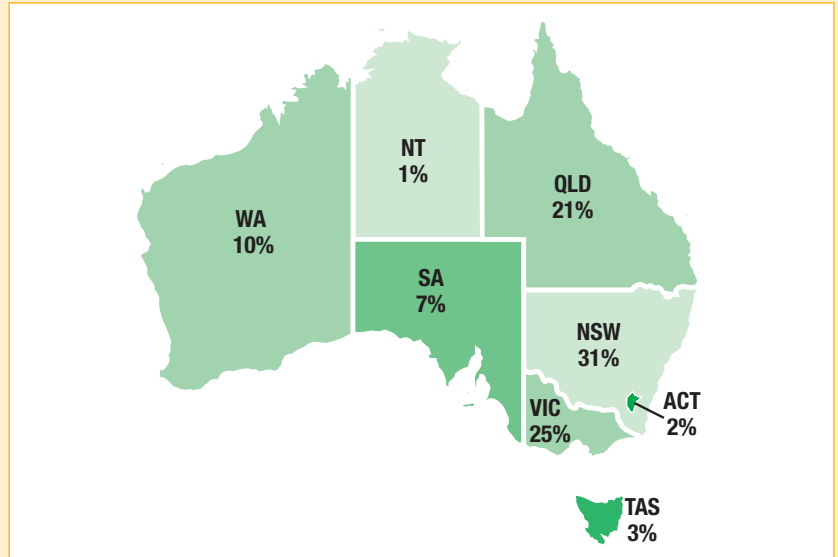
For the sudoku solution visit:
www.aifs.gov.au/kids

This sudoku is from Activity Village, for more kid's sudoku visit:
www.ActivityVillage.co.uk

Where you live...

Where do the other kids in *Growing Up in Australia* live?

This map shows the percentages of kids in the study who lived in each state and territory when you were 8–9 years old. 31% of the kids live in New South Wales which means New South Wales has the biggest group of kids in the study.



How you've changed

This graph shows us how your activities have changed as you've grown up. Now that you're older, you go to the movies **more** often and go to a swimming pool or playground **less** often.

Can you see what else you do more often now that you are older?

Activities that study children did when they were 4–5 years old and when they were 8–9 years old

